

## GCG Sunday School - 5th January 2024

### Lesson Outline



**Lesson:** Fearing God and speaking well.  
**Passage:** 1 Peter 3:8-17  
**Big Idea:** Blessing is found in fearing God as we speak well to outsiders.  
**Main Aim:** See where true blessing is found - in fearing God as we speak.  
**Key verse:** 1 Peter 3:10, 14-15 from "Have no fear..." / "Do not fear" in ESV/ICB.  
**Please pray** for the lesson preparation, that God's word would feed us and the children.

**Laptop/tablet + speaker:** Unless you are at the Greenwich service, you will need to bring a device to play any media. If needed, Jonny can provide a **laptop and Bluetooth speaker**. 😊

**Additional resources:** [St Helen's studies and talks on 1 Peter.](#)

#### Passage info for leaders: (Lesson Overview on page 3)

##### 1 Peter Overview

Christians in Peter's day are suffering low-level persecution, just like us.  
 How will they stay strong, live differently and stand out? How will we?

##### Passage Overview

As beloved sojourners (travellers), we live differently as we fear the Lord.

1. Speak well to those who persecute you. *1 Peter 3:8-12*  
     To obtain a blessing.  
     Because God is against those who do evil.
  
2. Do not fear them, fear God. *1 Peter 13-17*  
     In how we speak to them.  
         The word "fear" (of God) appears in v14 and in v15 (translated as "respect")  
     To be blessed.

*For them then*

Do we think of blessing being found in fearing God as we speak well to outsiders?  
 May we fear God as we give a reason for the hope we have.






*For us now - Same!*

#### The Age Ranges

<b>Sailors: Ages 3-6</b>
<b>Officers: Ages 7-11</b>

CW (average age 4-5 years) - Prepare the lesson for **all ages**.  
 Then separate **Sailor** and **Officer** groups for **Heart & Hands** teaching.  
 GR and EC - Personalise **all material** for the Sailors or Officers.

## Lesson Overview

Get Going ~3 min + Song	Bible Talk ~10 mins	Heart & Hands ~30 mins	Catechisms ~10 mins	Land the Lesson
				
Welcome & Pray Intro Idea Song	The Big Idea The Main Aim	Craft/ Worksheet Further teaching Memory verse	Practice Together	Recap Pray Extra Fun Time



### Get Going

Welcome, Pray, Introduction idea & Song

At GR and EC the Sailor Leader will lead the “Get Going” section, by default.

### Welcome and connect briefly with the children

- Ask a fun question, showing we're interested in their lives. Such as:
  - What's the best/ most fun thing you did yesterday/ this morning? Highlight/lowlight?
  - What was the tastiest food you ate? The smelliest thing you smelled?

### Prayer by the leader

- Help us to listen carefully to what God has to say to us today, and to have fun.

### Rules Reminder

- We listen to the leader.
- We love our neighbour.

**Intro Idea** - Introduces the theme of the passage with “Intro” Powerpoint slides.

- Ask the children - What does the good life look like? Does this look like the good life?
  - Sunbathing on the beach?
  - Eating cake and ice cream?
  - Surprise, this is what God says:
    - Fearing God, speaking well.


Link: Introduce the Big Idea

**Sing** - If needed, talk through the words and actions before singing.

Our God is a Great Big God - <https://www.youtube.com/watch?v=Qs3hWKEE3Ac>

**GR & EC** - Split into **Sailor** and **Officer** groups for the remainder of the session.

**CW** - Remain together.



## Bible Talk

### Teaching the Big Idea & Main Aim.

*Keep it clear and snappy. Maybe come up with a catchphrase for the week.  
Have Bible open throughout to show that we're teaching from God's word, and not from our heads.  
Make the Bible talk engaging by asking questions and/or using visual aids.*

**Key Verses - 1 Peter 3:10, 14-15 from "Have no fear..." / "Do not fear" in ESV/ICB.**

**Lesson Points** - Arriving repeatedly at the Big Idea.

As beloved sojourners (loved travellers),

Scary people might say we're silly to trust Jesus,

(or our friends who don't know Jesus might think we're strange)

But this is what the good life looks like:

1. Speak well to those who persecute you. *1 Peter 3:9-12*  
 To receive a blessing. (thumbs up from God + life generally will go better)  
 This is what we were called (made Christian) for. Verse 9  
 The Psalm says, speak well, for a blessing.  
 Because God is against those who do evil.  
 This is the good life. God is with us.

2. Do not fear them, fear God. *1 Peter 3:13-17*  
 To be blessed.  
 Not fearing what friends or family think of us, instead fearing God.

So we'll speak of our hope to them.

When they ask us, we won't be quiet, fearing them.

We'll speak, fearing God.

This is the good life. God is with us.

The word "fear" (of God) appears in v14 and in v15 (translated as "respect")

**Brief application** - The Main Aim expanded.

- **Sailors** State the Main Aim application and expand it a bit.  
 This is how it's right to think/ act/ talk/ feel.  
 For home/ school/ church.
- **Officers** Ask questions to arrive at the Main aim application.  
 How does this help us think/ act/ talk/ feel differently?  
 What about at home/ school/ church?

**Teaching ideas** - Ask Jonny if you'd like more ideas.

- I'd recommend using the visual aids while teaching.

Cut out and stick on the wall as you teach. The layout suggestion for each point is on the online PDF.

- Perhaps also you could make up a scenario where a Christian is slandered, what do they do? Or what do you do when someone asks why we have the hope that we have?  
We might want to be quiet.  
Even when they're scary, fear God, give an answer.

- Ask questions when teaching, ensuring they're suitable for the ages of the children, such as:

Point 1: What will do if someone insults us? Why?  
Is the Lord for or against those who do evil?

Point 2: What is our hope? What do we do if someone asks us about it?  
Who do we fear more, God or the scary people?  
Who do we fear more, God or our friends who don't know Jesus?  
When they ask us why we trust in Jesus, what do we say?  
Nothing or do we fear God?  
How will that help us speak well about our hope?

- **Sailors - Question ideas:** What noise/ smell do you think it made? How many stars did he see? Have you ever seen that before? How did he feel? What face would she have made?
- **Sailors - Teaching ideas:** Make actions to copy at certain points, act it out with costumes and scenery, go for a walk around the room, use Lego/Playmobile figures.
- **Officers - Question ideas:** Why do you think he did that? What did she get right/ wrong? What would you do in his situation?
- **Officers - Teaching ideas:** Act it out, have them draw scenes, shout out the best thing they see in the passage, make a puppet show using paper and card, go for a walk, use Lego.



## Heart and Hands

More on the Big Idea & Main Aim with activities.

**Table Activities - Craft or worksheet** - Spares go to the Eltham service.

- **Sailors**      *Craft.*  
*Cut, stick/fasten, colour. Chat about how it relates to the teaching point.*
- **Officers**      *Worksheet.*  
*This is a guided form of Bible study, to help them learn how Bible studies work.*  
*The sheet progresses from easy questions, to harder questions.*  
*Help them find answers in the Bible and think about their answers.*  
*Talk about the Main Aim and any questions they may have.*

## Further Teaching

An opportunity to reteach the same Big Idea & Main Aim with:

- Act out the passage.
- Do a drama based on the Main Aim. For example, the children make up a drama about someone who used to be worried, but is now comforted because God knows them completely.
- Discuss application.

**Memory verse** — Ideas for learning can be found in the Google Drive Folder.

~~"Blessed be the God and Father of our Lord Jesus Christ! According to his great mercy, he has caused us to be born again to a living hope through the resurrection of Jesus Christ from the dead."~~  
~~1 Peter 1:3 (ESV)~~

We'll be using the following song to learn the verse:  ~~1 Peter 1:3~~

There might not be enough time for memory verse and New City Catechism/ too much going on.

The New City  
Catechism

for Kids




## New City Catechism

### Practice Together

#### This week - Question 1. What is our only hope in life and death?

<https://newcitycatechism.com/new-city-catechism/#1>

- Open up the Catechism of the week.  
Practice saying it with the children. Some might have learnt it at home to say it with less help.  
Talk about difficult words and ideas.
- **Sailors**      Use Children's Mode and the songs to learn:  
 Q1 What is Our Only Hope in Life and Death?
- **Officers**      Use Children's Mode where necessary.  
You could make up a rhyme or rap to learn it.  
Or make up a game of trying to remember it: In a circle, one word each.



#### Land the lesson

**Bring everything together: Recap, prayer and game.**

**Recap** - Use the craft/ worksheet to remind them of the Big Idea & Main Aim.

**Pray** - Encourage the children to pray with you about the Big Idea and Main Aim.  
They could **thank/praise God** for it or **ask for help** in believing it.

- **Sailors**      You could suggest "Popcorn prayers" - really short prayers.  
Or "Arrow prayers" - We all shoot up like an arrow at the end.  
Or you could try the idea we use with Officers.
- **Officers**      You could pass an object, like a Bible, around the room.  
When a child receives the Bible, they can choose to pray in their head or aloud.

**Game idea** - Feel free to play something different!

- **Sailors**      Something fun, check the G-drive.
- **Officers**      Something fun, check the G-drive.

**Time fillers, Games and Music** - Check the G-drive

- I often play something from: <https://www.youtube.com/@thebiggeststory>
- A Spotify playlist of Sunday School songs can be found in the Term Overview Document.

**Sign out** - Give each family a Take Home Sheet

- Sign out with Check-In.